

ARG22378
anti-EBV gp110 antibody [5B2]Package: 50 µg
Store at: -20°C

Summary

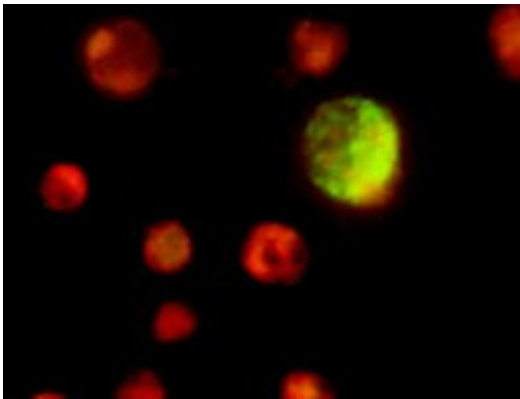
Product Description	Mouse Monoclonal antibody [5B2] recognizes EBV gp110
Tested Reactivity	EBV
Tested Application	ELISA, ICC/IF
Host	Mouse
Clonality	Monoclonal
Clone	5B2
Isotype	IgG1, kappa
Target Name	EBV gp110
Species	Virus
Immunogen	EBV
Conjugation	Un-conjugated

Application Instructions

Application table	Application	Dilution
	ELISA	1:400 - 1:204800
	ICC/IF	1:200 - 1:3200
Application Note	* The dilutions indicate recommended starting dilutions and the optimal dilutions or concentrations should be determined by the scientist.	

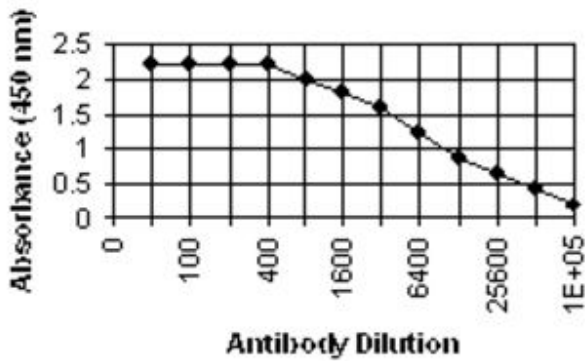
Properties

Form	Liquid
Purification	Affinity purified.
Purity	> 95% (by SDS-PAGE)
Buffer	PBS (pH 7.4)
Concentration	1 mg/ml
Storage instruction	For continuous use, store undiluted antibody at 2-8°C for up to a week. For long-term storage, aliquot and store at -20°C or below. Storage in frost free freezers is not recommended. Avoid repeated freeze/thaw cycles. Suggest spin the vial prior to opening. The antibody solution should be gently mixed before use.
Note	For laboratory research only, not for drug, diagnostic or other use.



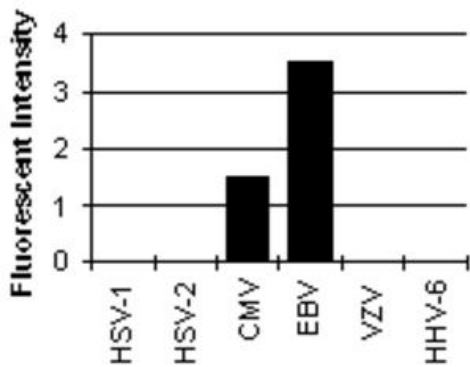
ARG22378 anti-EBV gp110 antibody [5B2] ICC/IF image

Immunofluorescence: EBV infected Human B lymphocytes stained with ARG22378 anti-EBV gp110 antibody [5B2] (green).



ARG22378 anti-EBV gp110 antibody [5B2] ELISA image

ELISA: Titration curve of ARG22378 anti-EBV gp110 antibody [5B2] in ELISA. Antigen: EBV Infected Human B lymphocytes Extract coated at a dilution of 1:100.



ARG22378 anti-EBV gp110 antibody [5B2] ICC/IF image

Immunofluorescence: HSV-1, HSV-2, CMV, EBV, VZV, and HHV-6 infected cells stained with ARG22378 anti-EBV gp110 antibody [5B2] at 1:100 dilution.