

## ARG40768 anti-VIP antibody

Package: 50 µg  
Store at: -20°C

### Summary

Product Description	Rabbit Polyclonal antibody recognizes VIP
Tested Reactivity	Hu, Ms, Rat
Tested Application	IHC-P
Host	Rabbit
Clonality	Polyclonal
Isotype	IgG
Target Name	VIP
Species	Human
Immunogen	Synthetic peptide corresponding to aa. 81-107 of Human VIP. (HADGVFTSDFSLLGQLSAKKYLESLM)
Conjugation	Un-conjugated
Alternate Names	Vasoactive intestinal polypeptide; PHM27; VIP peptides; Peptide histidine valine 42; VIP; Peptide histidine methioninamide 27

### Application Instructions

Application table	Application	Dilution
	IHC-P	1:200 - 1:1000
Application Note	* The dilutions indicate recommended starting dilutions and the optimal dilutions or concentrations should be determined by the scientist.	

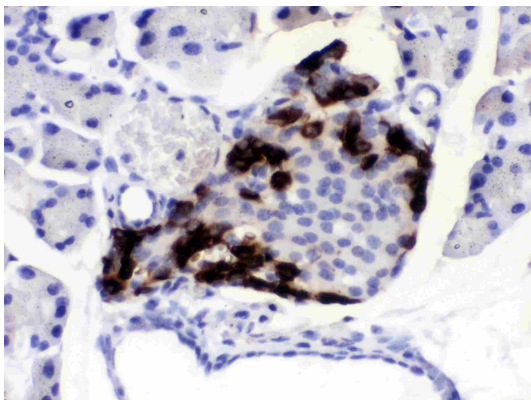
### Properties

Form	Liquid
Purification	Affinity purification with immunogen.
Buffer	0.2% Na <sub>2</sub> HPO <sub>4</sub> , 0.9% NaCl, 0.05% Sodium azide and 5% BSA.
Preservative	0.05% Sodium azide
Stabilizer	5% BSA
Concentration	0.5 mg/ml
Storage instruction	For continuous use, store undiluted antibody at 2-8°C for up to a week. For long-term storage, aliquot and store at -20°C or below. Storage in frost free freezers is not recommended. Avoid repeated freeze/thaw cycles. Suggest spin the vial prior to opening. The antibody solution should be gently mixed before use.
Note	For laboratory research only, not for drug, diagnostic or other use.

Bioinformation

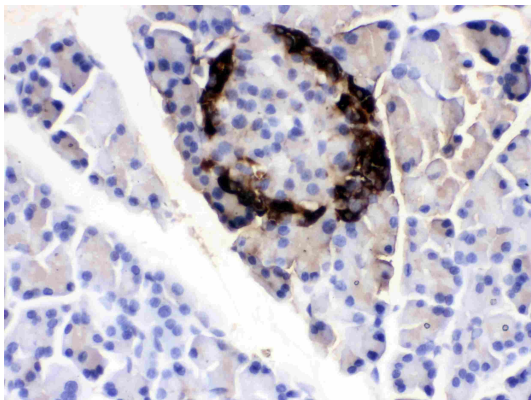
Gene Symbol	VIP
Gene Full Name	vasoactive intestinal peptide
Background	The protein encoded by this gene belongs to the glucagon family. It stimulates myocardial contractility, causes vasodilation, increases glycogenolysis, lowers arterial blood pressure and relaxes the smooth muscle of trachea, stomach and gall bladder. The protein also acts as an antimicrobial peptide with antibacterial and antifungal activity. Alternative splicing occurs at this locus and two transcript variants encoding distinct isoforms have been identified. [provided by RefSeq, Nov 2014]
Function	<p>VIP causes vasodilation, lowers arterial blood pressure, stimulates myocardial contractility, increases glycogenolysis and relaxes the smooth muscle of trachea, stomach and gall bladder.</p> <p>PHM and PHV also cause vasodilation. PHM-27 is a potent agonist of the calcitonin receptor CALCR, with similar efficacy as calcitonin. [UniProt]</p>
Research Area	Neuroscience antibody; Suprachiasmatic Nuclei (SCN) Study antibody
Calculated Mw	19 kDa
Cellular Localization	Secreted. [UniProt]

Images



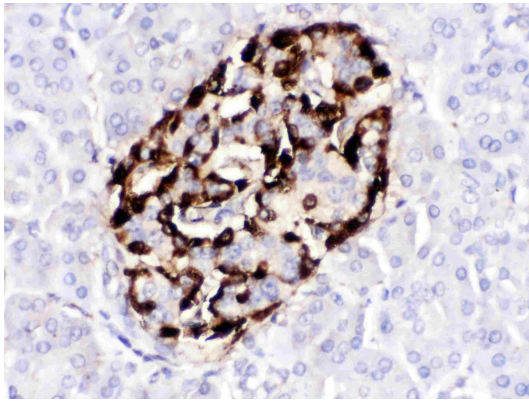
ARG40768 anti-VIP antibody IHC-P image

Immunohistochemistry: Paraffin-embedded Mouse pancreas tissue stained with ARG40768 anti-VIP antibody at 1 µg/ml dilution.



ARG40768 anti-VIP antibody IHC-P image

Immunohistochemistry: Paraffin-embedded Rat pancreas tissue stained with ARG40768 anti-VIP antibody at 1 µg/ml dilution.



#### ARG40768 anti-VIP antibody IHC-P image

Immunohistochemistry: Paraffin-embedded Human pancreatic cancer tissue stained with ARG40768 anti-VIP antibody at 1 µg/ml dilution.