

ARG43732 anti-SARS-CoV-2 Spike P26S (Gamma Variant) antibody

Package: 100 µg
Store at: -20°C

Summary

Product Description	Rabbit Polyclonal antibody recognizes SARS-CoV-2 Spike P26S (Gamma Variant)
Tested Reactivity	Virus
Tested Application	ELISA, WB
Specificity	It can only detect SARS-CoV-2 Gamma Variant (P.1) Spike S1 protein and does not cross-react with the spike protein of other variants.
Host	Rabbit
Clonality	Polyclonal
Isotype	IgG
Target Name	SARS-CoV-2 Spike P26S (Gamma Variant)
Species	Virus
Immunogen	Synthetic peptide corresponding to 11 amino acids near the amino terminus of SARS-CoV-2 Gamma variant (P.1) Spike protein. The immunogen is located within the first 50 amino acids of SARS-CoV-2 Gamma variant (P.1) Spike protein.
Conjugation	Un-conjugated
Alternate Names	SARS-CoV-2 (COVID-19) Spike Antibody: Severe acute respiratory syndrome coronavirus 2 (SARS-CoV-2), Surface Glycoprotein, Spike protein

Application Instructions

Application table	Application	Dilution
	ELISA	Assay-dependent
	WB	1 µg/mL
Application Note	* The dilutions indicate recommended starting dilutions and the optimal dilutions or concentrations should be determined by the scientist.	

Properties

Form	Liquid
Purification	Affinity purification with immunogen.
Buffer	PBS and 0.02% Sodium azide.
Preservative	0.02% Sodium azide
Concentration	1 mg/ml
Storage instruction	For continuous use, store undiluted antibody at 2-8°C for up to a week. For long-term storage, aliquot and store at -20°C or below. Storage in frost free freezers is not recommended. Avoid repeated

freeze/thaw cycles. Suggest spin the vial prior to opening. The antibody solution should be gently mixed before use.

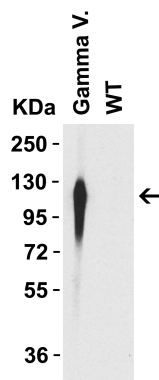
Note

For laboratory research only, not for drug, diagnostic or other use.

Bioinformation

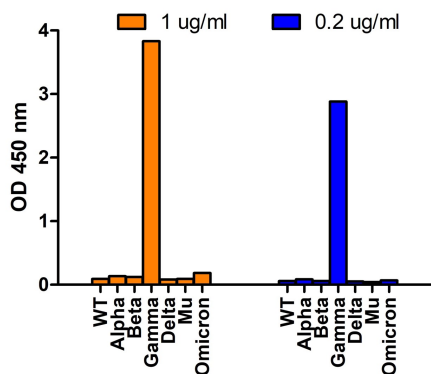
Gene Symbol	S
Gene Full Name	SARS-CoV-2 Spike P26S (Gamma Variant)
Background	In January of 2021 a new lineage of SARS-CoV-2, known as P.1 and named as Gamma variant, was discovered in Japan and later spread in Brazil. It is considered as VOC (variant of concern). This variant carries 10 mutations in spike protein, including N501Y, E484K and K417T in RBD, which can increase the affinity to the human ACE2 receptor. Enhanced transmission of the Gamma variant (P.1 lineage) was observed globally, which is 3.5 times more contagious as the original one. The Gamma variant affects the effectiveness of COVID19 vaccine and is resistant to neutralization to some extent due to the immune escape E484K mutation.
Highlight	Related products: SARS-CoV antibodies ; SARS-CoV ELISA Kits ; SARS-CoV recombinant proteins ; Anti-Rabbit IgG secondary antibodies ; Related news: HMGB1, a biomarker and therapeutic target in COVID-19

Images



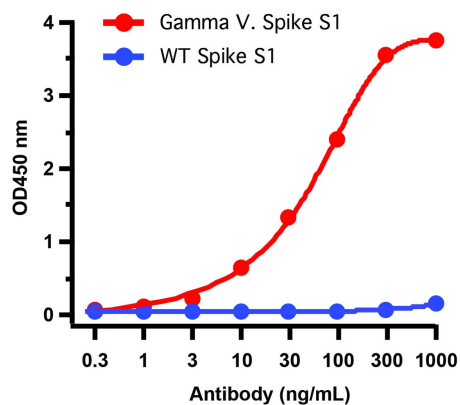
ARG43732 anti-SARS-CoV-2 Spike P26S (Gamma Variant) antibody WB image

Western blot: 10 µg of SARS-CoV-2 Spike S1 WT protein (right) or gamma variant (left) expression plasmid transfected 293 (right) cell lysate stained with ARG43732 anti-SARS-CoV-2 Spike P26S (Gamma Variant) antibody for 1 hour incubation at RT in 5% NFDM/TBST, at 1 µg/ml dilution.



ARG43732 anti-SARS-CoV-2 Spike P26S (Gamma Variant) antibody ELISA image

Direct ELISA: 100µl of SARS-CoV-2 spike S1 proteins WT, alpha variant (B.1.1.7), beta variant (B.1.351), gamma variant (P.1), delta variant (B.1.617.2), mu variant (B.1.621), and omicron variant (B.1.1.529) at a concentration of 1 µg/mL, incubated in a 96-well plate at 4 °C for overnight. The coated plate were incubated with 1 µg/mL or 0.2 µg/mL of ARG43732 anti-SARS-CoV-2 Spike P26S (Gamma Variant) antibody at RT for 1 hr. ARG43732 anti-SARS-CoV-2 Spike P26S (Gamma Variant) antibody detects Gamma Variant spike S1 protein only.



ARG43732 anti-SARS-CoV-2 Spike P26S (Gamma Variant) antibody ELISA image

Direct ELISA: SARS-CoV-2 Spike S1 WT protein (blue) or gamma variant (P.1) (red) was coated on the plate and ARG43732 anti-SARS-CoV-2 Spike P26S (Gamma Variant) antibody was used as the capture antibody. Secondary: Goat anti-rabbit IgG HRP conjugate at 1:20000 dilution. Detection range is from 0.3 ng/mL to 1000 ng/mL. And ARG43732 anti-SARS-CoV-2 Spike P26S (Gamma Variant) antibody did not react to SARS-CoV-2 Spike S1 WT protein.