

ARG44097 anti-NOC4L antibody

Package: 50 µg
Store at: -20°C

Summary

Product Description	Rabbit Polyclonal recognizes NOC4L
Tested Reactivity	Hu
Tested Application	FACS, ICC/IF, WB
Host	Rabbit
Clonality	Polyclonal
Isotype	IgG
Target Name	NOC4L
Species	Human
Immunogen	Human NOC4L recombinant protein (Position: R17-R504).
Conjugation	Un-conjugated
Alternate Names	NOC4L; Nucleolar Complex Associated 4 Homolog; NET49; UTP19; Nucleolar Complex-Associated Protein 4-Like Protein; Nucleolar Complex Protein 4 Homolog; NOC4 Protein Homolog; NOC4-Like Protein; MGC3162; Noc4; Nucleolar Complex Associated 4 Homolog (S. Cerevisiae); NOC4

Application Instructions

Application table	Application	Dilution
	FACS	1 - 3 µg/10 ⁶ cells
	ICC/IF	5 µg/ml
	WB	0.1 - 0.25 µg/ml
Application Note	The dilutions indicate recommended starting dilutions and the optimal dilutions or concentrations should be determined by the scientist.	

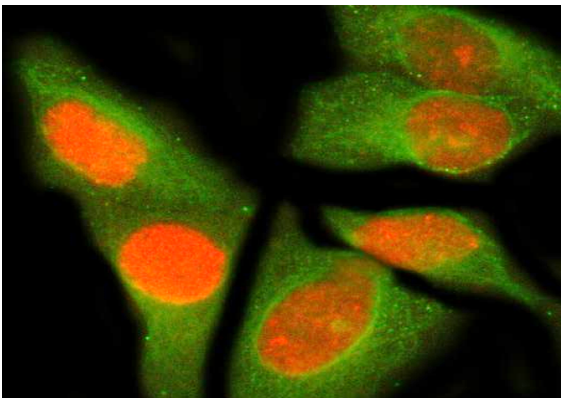
Properties

Form	Liquid
Purification	Affinity purification with immunogen.
Buffer	0.9% NaCl, 0.2% Na ₂ HPO ₄ , 0.05% Sodium azide and 4% Trehalose.
Preservative	0.05% Sodium azide
Stabilizer	4% Trehalose
Concentration	0.5 mg/ml
Storage instruction	For continuous use, store undiluted antibody at 2-8°C for up to a week. For long-term storage, aliquot and store at -20°C or below. Storage in frost free freezers is not recommended. Avoid repeated freeze/thaw cycles. Suggest spin the vial prior to opening. The antibody solution should be gently mixed before use.

Bioinformation

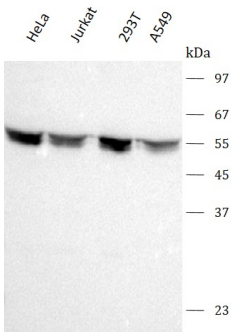
Gene Symbol	NOC4L
Gene Full Name	Nucleolar Complex Associated 4 Homolog
Background	Enables RNA binding activity. Predicted to be involved in rRNA processing. Located in nucleolus and nucleoplasm.
Calculated Mw	58 kDa
Cellular Localization	Membrane, Nucleus

Images



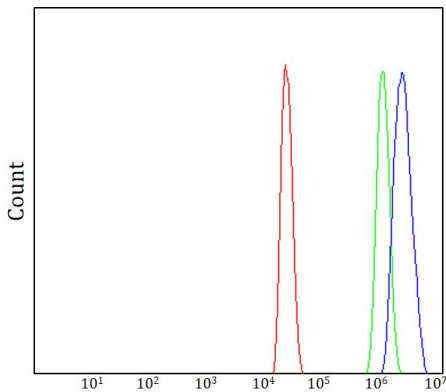
ARG44097 anti-NOC4L antibody ICC/IF image

Immunofluorescence: HeLa stained with ARG44097 anti-NOC4L antibody at 5 µg/ml dilution.



ARG44097 anti-NOC4L antibody WB image

Western blot: HeLa, Jurkat, 293T and A549 stained with ARG44097 anti-NOC4L antibody at 0.25 µg/mL dilution.



ARG44097 anti-NOC4L antibody FACS image

Flow Cytometry: 293T stained with ARG44097 anti-NOC4L antibody at 1 µg/10⁶ cells dilution.