

ARG44477 anti-NUMBL antibody

Package: 50 µg
Store at: -20°C

Summary

Product Description	Rabbit Polyclonal antibody recognizes NUMBL
Tested Reactivity	Hu, Ms, Rat
Tested Application	FACS, WB
Host	Rabbit
Clonality	Polyclonal
Isotype	IgG
Target Name	NUMBL
Species	Human
Immunogen	Human NUMBL recombinant protein
Conjugation	Un-conjugated
Alternate Names	NUMBL; NUMB Like Endocytic Adaptor Protein; NUMBLIKE; NUMB-R; TNRC23; CTG3a; CAG3A; NUMBR; Numb-Related Protein; Numb-Like Protein; Numb (Drosophila) Homolog-Like; Numb Homolog-Like; Numb-R; NBL

Application Instructions

Application table	Application	Dilution
	FACS	1-3 µg/1x10 ⁶
	WB	0.25-0.5 µg/ml
Application Note	The dilutions indicate recommended starting dilutions and the optimal dilutions or concentrations should be determined by the scientist.	

Properties

Form	Liquid
Purification	Affinity purified with Immunogen.
Buffer	0.9% NaCl, 0.2% Na ₂ HPO ₄ , 0.05% Sodium azide and 4% Trehalose.
Preservative	0.05% Sodium azide
Stabilizer	4% Trehalose
Concentration	0.5 mg/ml
Storage instruction	For continuous use, store undiluted antibody at 2-8°C for up to a week. For long-term storage, aliquot and store at -20°C or below. Storage in frost free freezers is not recommended. Avoid repeated freeze/thaw cycles. Suggest spin the vial prior to opening. The antibody solution should be gently mixed before use.
Note	For laboratory research only, not for drug, diagnostic or other use.

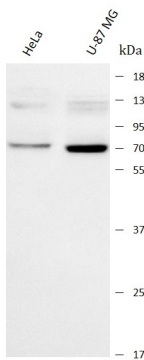
Bioinformation

Gene Symbol	NUMBL
Gene Full Name	NUMB Like Endocytic Adaptor Protein
Background	Involved in cytokine-mediated signaling pathway and protein metabolic process. Predicted to be active in cytoplasm.
Function	Plays a role in the process of neurogenesis. Required throughout embryonic neurogenesis to maintain neural progenitor cells, also called radial glial cells (RGCs), by allowing their daughter cells to choose progenitor over neuronal cell fate. Not required for the proliferation of neural progenitor cells before the onset of embryonic neurogenesis. Also required postnatally in the subventricular zone (SVZ) neurogenesis by regulating SVZ neuroblasts survival and ependymal wall integrity. Negative regulator of NF-kappa-B signaling pathway. The inhibition of NF-kappa-B activation is mediated at least in part, by preventing MAP3K7IP2 to interact with polyubiquitin chains of TRAF6 and RIPK1 and by stimulating the 'Lys-48'-linked polyubiquitination and degradation of TRAF6 in cortical neurons.
Calculated Mw	65 kDa
PTM	Phosphoprotein
Cellular Localization	Cytoplasm

Images

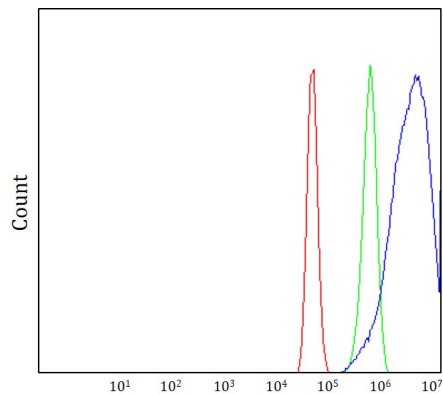
ARG44477 anti-NUMBL antibody WB image

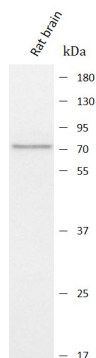
Western blot: HeLa and U-87 MG stained with ARG44477 anti-NUMBL antibody at 0.5 µg/mL dilution.



ARG44477 anti-NUMBL antibody FACS image

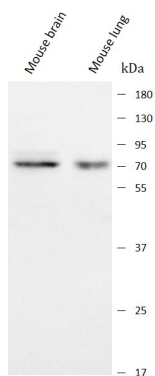
Flow Cytometry: U87 stained with ARG44477 anti-NUMBL antibody at 1 µg/10^6 cells dilution.





ARG44477 anti-NUMBL antibody WB image

Western blot: Rat brain stained with ARG44477 anti-NUMBL antibody at 0.5 $\mu\text{g}/\text{mL}$ dilution.



ARG44477 anti-NUMBL antibody WB image

Western blot: Mouse brain and Mouse lung stained with ARG44477 anti-NUMBL antibody at 0.5 $\mu\text{g}/\text{mL}$ dilution.