

## ARG45414 anti-TJAP1 antibody

Package: 50 µg  
Store at: -20°C

### Summary

Product Description	Rabbit Polyclonal antibody recognizes TJAP1
Tested Reactivity	Hu
Tested Application	FACS, ICC/IF, WB
Host	Rabbit
Clonality	Polyclonal
Isotype	IgG
Target Name	TJAP1
Species	Human
Immunogen	Recombinant protein containing to human TJAP1.
Conjugation	Un-conjugated
Alternate Names	TJAP1; Tight Junction Associated Protein 1; PILT; TJP4; Tight Junction Associated Protein 1 (Peripheral); Protein Incorporated Later Into Tight Junctions; Tight Junction Protein 4 (Peripheral); Tight Junction-Associated Protein 1; Tight Junction Protein 4

### Application Instructions

Application table	Application	Dilution
	FACS	1 - 3 µg/10 <sup>6</sup> cells
	ICC/IF	5 µg/ml
	WB	0.25-0.5 µg/ml
Application Note	* The dilutions indicate recommended starting dilutions and the optimal dilutions or concentrations should be determined by the scientist.	
Observed Size	86 kDa	

### Properties

Form	Powder
Purification	Affinity purified
Buffer	0.2% Na <sub>2</sub> HPO <sub>4</sub> , 0.9% NaCl and 4% Trehalose.
Stabilizer	4% Trehalose
Concentration	0.5 mg/ml
Storage instruction	For continuous use, store undiluted antibody at 2-8°C for up to a week. For long-term storage, aliquot and store at -20°C or below. Storage in frost free freezers is not recommended. Avoid repeated freeze/thaw cycles. Suggest spin the vial prior to opening. The antibody solution should be gently mixed before use.

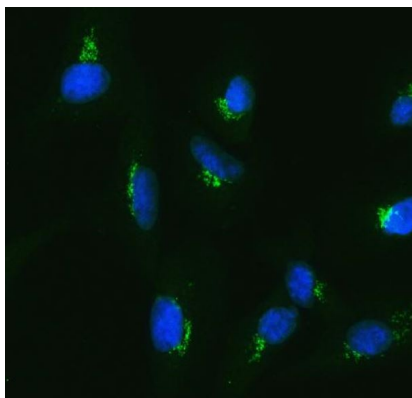
**Note**

For laboratory research only, not for drug, diagnostic or other use.

## Bioinformation

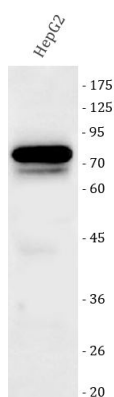
Gene Symbol	TJAP1
Gene Full Name	Tight Junction Associated Protein 1
Background	This gene encodes a tight junction-associated protein. Incorporation of the encoded protein into tight junctions occurs at a late stage of formation of the junctions. The encoded protein localizes to the Golgi and may function in vesicle trafficking. Alternatively spliced transcript variants have been described. A related pseudogene exists on the X chromosome. [provided by RefSeq, Mar 2009]
Function	Plays a role in regulating the structure of the Golgi apparatus.B. [UniProt]
Calculated Mw	62 kDa
PTM	Acetylation; Phosphoprotein. [UniProt]
Cellular Localization	Cell junction; Cell membrane; Golgi apparatus; Membrane; Tight junction. [UniProt]

## Images



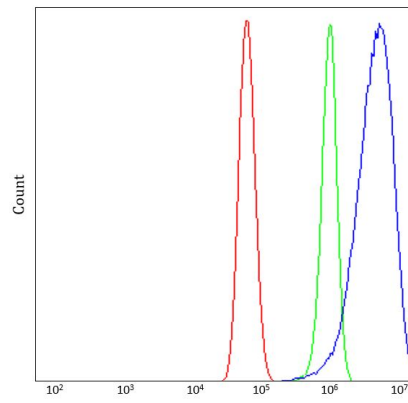
ARG45414 anti-TJAP1 antibody ICC/IF image

Immunofluorescence: A549 stained with ARG45414 anti-TJAP1 antibody at 5 µg/ml dilution.



ARG45414 anti-TJAP1 antibody WB image

Western blot: HepG2 stained with ARG45414 anti-TJAP1 antibody at 0.5 µg/ml dilution.



#### ARG45414 anti-TJAP1 antibody FACS image

Flow Cytometry: U87 stained with ARG45414 anti-TJAP1 antibody at  $1 \mu\text{g}/10^6$  cells dilution.