

ARG57651 anti-NCOA4 antibody

Package: 100 µl
Store at: -20°C

Summary

Product Description	Rabbit Polyclonal antibody recognizes NCOA4
Tested Reactivity	Hu, Ms, Rat
Tested Application	ICC/IF, IHC-P, WB
Host	Rabbit
Clonality	Polyclonal
Isotype	IgG
Target Name	NCOA4
Species	Human
Immunogen	Recombinant protein of Human NCOA4.
Conjugation	Un-conjugated
Alternate Names	Ret-activating protein ELE1; Androgen receptor coactivator 70 kDa protein; Androgen receptor-associated protein of 70 kDa; Nuclear receptor coactivator 4; 70 kDa androgen receptor coactivator; ELE1; RFG; ARA70; 70 kDa AR-activator; PTC3; NCoA-4

Application Instructions

Application table	Application	Dilution
	ICC/IF	1:50 - 1:200
	IHC-P	1:50 - 1:200
	WB	1:500 - 1:1000
Application Note	* The dilutions indicate recommended starting dilutions and the optimal dilutions or concentrations should be determined by the scientist.	
Positive Control	MCF7	
Observed Size	~ 70 kDa	

Properties

Form	Liquid
Purification	Affinity purified.
Buffer	PBS (pH 7.3), 0.02% Sodium azide and 50% Glycerol.
Preservative	0.02% Sodium azide
Stabilizer	50% Glycerol
Storage instruction	For continuous use, store undiluted antibody at 2-8°C for up to a week. For long-term storage, aliquot and store at -20°C. Storage in frost free freezers is not recommended. Avoid repeated freeze/thaw cycles. Suggest spin the vial prior to opening. The antibody solution should be gently mixed before use.

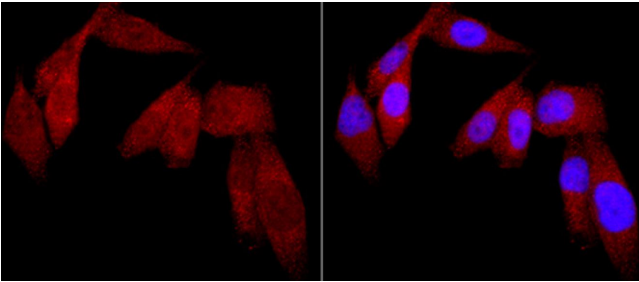
Note

For laboratory research only, not for drug, diagnostic or other use.

Bioinformation

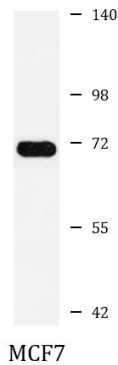
Gene Symbol	NCOA4
Gene Full Name	nuclear receptor coactivator 4
Background	This gene encodes an androgen receptor coactivator. The encoded protein interacts with the androgen receptor in a ligand-dependent manner to enhance its transcriptional activity. Chromosomal translocations between this gene and the ret tyrosine kinase gene, also located on chromosome 10, have been associated with papillary thyroid carcinoma. Alternatively spliced transcript variants have been described. Pseudogenes are present on chromosomes 4, 5, 10, and 14. [provided by RefSeq, Feb 2009]
Function	Enhances the androgen receptor transcriptional activity in prostate cancer cells. Ligand-independent coactivator of the peroxisome proliferator-activated receptor (PPAR) gamma. [UniProt]
Calculated Mw	70 kDa

Images



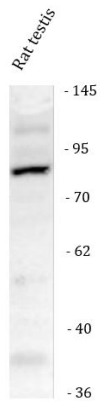
ARG57651 anti-NCOA4 antibody ICC/IF image

Immunofluorescence: PC3 stained with ARG57651 anti-NCOA4 antibody.



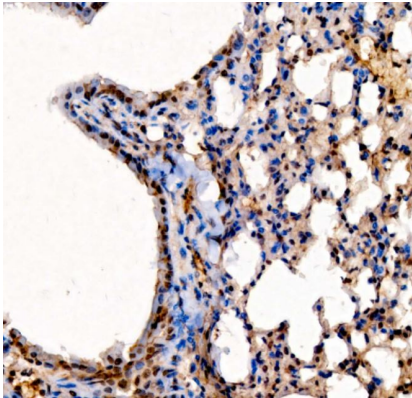
ARG57651 anti-NCOA4 antibody WB image

Western blot: 25 µg of MCF7 cell lysate stained with ARG57651 anti-NCOA4 antibody at 1:1000 dilution.



ARG57651 anti-NCOA4 antibody WB image

Western blot: Rat testis stained with ARG57651 anti-NCOA4 antibody.



ARG57651 anti-NCOA4 antibody IHC-P image

Immunohistochemistry: Mouse lung stained with ARG57651 anti-NCOA4 antibody.