

ARG65814 anti-NCOR2 / SMRT antibody

Package: 100 µl
Store at: -20°C

Summary

Product Description	Rabbit polyclonal antibody recognizes NCOR2 / SMRT
Tested Reactivity	Hu
Tested Application	ICC/IF, IHC-P, WB
Specificity	Recognizes endogenous levels of SMRT protein.
Host	Rabbit
Clonality	Polyclonal
Isotype	IgG
Target Name	NCOR2 / SMRT
Species	Human
Immunogen	KLH-conjugated synthetic peptide around the center region of Human NCOR2 / SMRT.
Conjugation	Un-conjugated
Alternate Names	Nuclear receptor corepressor 2; Silencing mediator of retinoic acid and thyroid hormone receptor; TNRC14; TRAC; N-CoR2; Thyroid-, retinoic-acid-receptor-associated corepressor; CTG repeat protein 26; SMAP270; TRAC1; T3 receptor-associating factor; CTG26; TRAC-1; SMRT; SMRTE-tau; SMRTE

Application Instructions

Application table	Application	Dilution
	ICC/IF	1:100 - 1:500
	IHC-P	1:100 - 1:200
	WB	1:500 - 1:1000
Application Note	IHC-P: Antigen Retrieval: Sodium citrate buffer (10mM, pH 6.0), Boiling bathing for 20 min. * The dilutions indicate recommended starting dilutions and the optimal dilutions or concentrations should be determined by the scientist.	

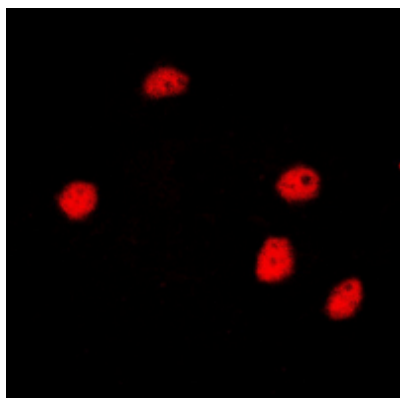
Properties

Form	Liquid
Purification	Affinity purification with immunogen.
Buffer	Liquid (pH 7.3), 0.42% Potassium phosphate, 0.87% NaCl, 0.01% Sodium azide and 30% Glycerol.
Preservative	0.01% Sodium azide
Stabilizer	30% Glycerol
Storage instruction	For continuous use, store undiluted antibody at 2-8°C for up to a week. For long-term storage, aliquot and store at -20°C. Storage in frost free freezers is not recommended. Avoid repeated freeze/thaw cycles. Suggest spin the vial prior to opening. The antibody solution should be gently mixed before use.

Bioinformation

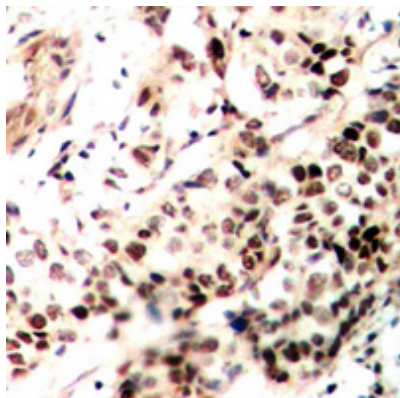
Database links	GeneID: 9612 Human Swiss-port # Q9Y618 Human
Gene Symbol	NCOR2
Gene Full Name	nuclear receptor corepressor 2
Background	This gene encodes a nuclear receptor co-repressor that mediates transcriptional silencing of certain target genes. The encoded protein is a member of a family of thyroid hormone- and retinoic acid receptor-associated co-repressors. This protein acts as part of a multisubunit complex which includes histone deacetylases to modify chromatin structure that prevents basal transcriptional activity of target genes. Aberrant expression of this gene is associated with certain cancers. Alternate splicing results in multiple transcript variants encoding different isoforms.[provided by RefSeq, Apr 2011]
Function	Transcriptional corepressor. Mediates the transcriptional repression activity of some nuclear receptors by promoting chromatin condensation, thus preventing access of the basal transcription. Isoform 1 and isoform 5 have different affinities for different nuclear receptors. Involved in the regulation BCL6-dependent of the germinal center (GC) reactions, mainly through the control of the GC B-cells proliferation and survival. [UniProt]
Calculated Mw	274 kDa

Images



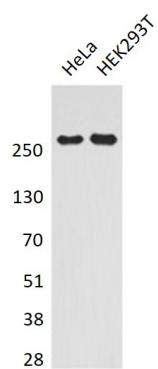
ARG65814 anti-NCOR2 / SMRT antibody ICC/IF image

Immunocytochemistry: Formalin-fixed HeLa cells were permeabilized with 0.1% Triton X-100 in TBS for 5-10 min and blocked with 3% BSA-PBS for 30 min at RT. Cells were stained with ARG65814 anti-NCOR2 / SMRT antibody in 3% BSA-PBS and incubated overnight at 4°C in a humidified chamber. Cells were washed with PBST and incubated with a DyLight 594-conjugated secondary antibody (red) in PBS at RT in the dark. DAPI was used to stain the cell nuclei (blue).



ARG65814 anti-NCOR2 / SMRT antibody IHC-P image

Immunohistochemistry: Formalin-fixed and paraffin-embedded Human breast cancer tissue section. Antigen retrieval: Sodium citrate buffer (10mM, pH 6.0), Boiling bathing for 20 min. The section was stained with ARG65814 anti-NCOR2 / SMRT antibody at RT and detected using an HRP conjugated compact polymer system. DAB was used as the chromogen. The section was then counterstained with haematoxylin and mounted with DPX.



ARG65814 anti-NCOR2 / SMRT antibody WB image

Western blot: HeLa and HEK293T whole cell lysates stained with ARG65814 anti-NCOR2 / SMRT antibody.