

ARG66735 anti-SARS-CoV / SARS-CoV-2 nucleocapsid protein antibody [SQab20177]

Package: 100 µg
Store at: -20°C

Summary

Product Description	Recombinant Human Monoclonal antibody [SQab20177] recognizes SARS-CoV / SARS-CoV-2 nucleocapsid protein
Tested Reactivity	Virus
Tested Application	ELISA, ICC/IF, WB
Specificity	This antibody reacts to SARS-CoV nucleocapsid protein and SARS-CoV-2 nucleocapsid protein, but not reacts to MERS-CoV nucleocapsid protein.
Host	Human
Clonality	Monoclonal
Clone	SQab20177
Isotype	IgG1
Target Name	SARS-CoV / SARS-CoV-2 nucleocapsid protein
Species	Virus
Conjugation	Un-conjugated

Application Instructions

Application table	Application	Dilution
	ELISA	1:5000 - 1:20000
	ICC/IF	1:200 - 1:1000
	WB	1:500 - 1:5000
Application Note	* The dilutions indicate recommended starting dilutions and the optimal dilutions or concentrations should be determined by the scientist.	

Properties

Form	Liquid
Purification	Purified from antibody expressing HEK293 cell culture medium.
Purity	> 98% (SDS-PAGE)
Buffer	PBS (pH 7.4) and 0.03% Proclin 300
Preservative	0.03% Proclin 300
Concentration	1 mg/ml
Storage instruction	For continuous use, store undiluted antibody at 2-8°C for up to a week. For long-term storage, aliquot and store at -20°C or below. Storage in frost free freezers is not recommended. Avoid repeated

freeze/thaw cycles. Suggest spin the vial prior to opening. The antibody solution should be gently mixed before use.

Note

For laboratory research only, not for drug, diagnostic or other use.

Bioinformation

Highlight

Related products:

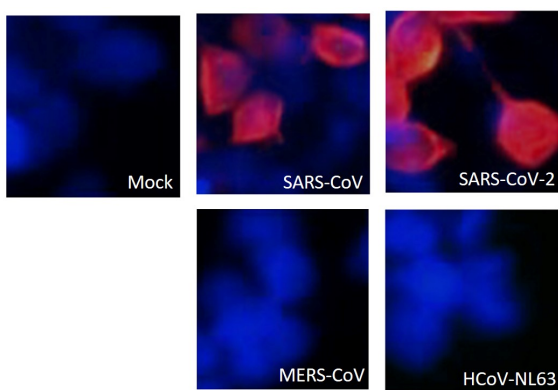
[SARS-CoV antibodies](#); [SARS-CoV ELISA Kits](#); [SARS-CoV recombinant proteins](#); [Anti-Human IgG secondary antibodies](#);

Related news:

[HMGB1, a biomarker and therapeutic target in COVID-19](#)

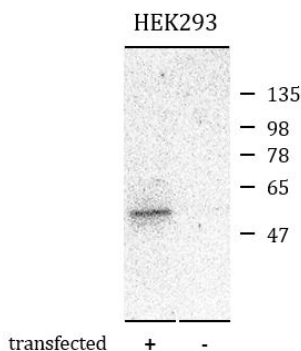
[Exploring Antiviral Immune Response](#)

Images



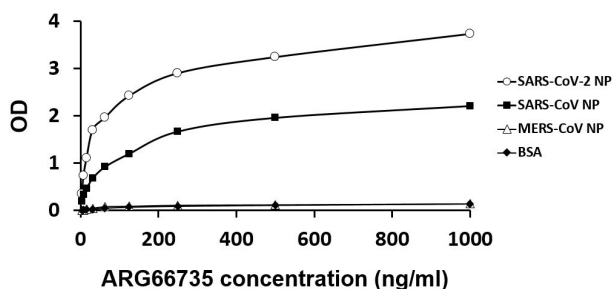
ARG66735 anti-SARS-CoV / SARS-CoV-2 nucleocapsid protein antibody [SQab20177] ICC/IF image

Immunofluorescence: Mock transfected, SARS-CoV NP, SARS-CoV-2 NP, MERS-CoV NP, HCoV-NL63 NP expressing plasmid transfected 293T cells were stained with ARG66735 anti-SARS-CoV / SARS-CoV-2 nucleocapsid protein antibody [SQab20177] at 1:500 dilution.



ARG66735 anti-SARS-CoV / SARS-CoV-2 nucleocapsid protein antibody [SQab20177] WB image

Western blot: HEK293 cells untransfected (right) or transfected with SARS-CoV-2 VLP (left). The blots were stained with ARG66735 anti-SARS-CoV / SARS-CoV-2 nucleocapsid protein antibody [SQab20177] at 1:1000 dilution.



ARG66735 anti-SARS-CoV / SARS-CoV-2 nucleocapsid protein antibody [SQab20177] ELISA image

ELISA: The plate was coated with SARS-CoV-2, SARS-CoV, MERS-CoV nucleocapsid protein or BSA control. Proteins were stained with serially diluted ARG66735 anti-SARS-CoV / SARS-CoV-2 nucleocapsid protein antibody [SQab20177].