

ARG67073 anti-HIF-1 alpha antibody

Package: 100 µl
Store at: -20°C

Summary

Product Description	Mouse Monoclonal antibody recognizes HIF-1 alpha
Tested Reactivity	Hu, Ms, Rat
Tested Application	ELISA, ICC/IF, IHC-P, WB
Host	Mouse
Clonality	Monoclonal
Target Name	HIF-1 alpha
Species	Human
Immunogen	Synthetic peptide of human HIF-1alpha.
Conjugation	Un-conjugated
Alternate Names	HIF1A; Hypoxia Inducible Factor 1 Subunit Alpha; BHLHe78; PASD8; MOP1; Class E Basic Helix-Loop-Helix Protein 78; PAS Domain-Containing Protein 8; Member Of PAS Protein 1; HIF-1alpha; HIF1; Hypoxia Inducible Factor 1, Alpha Subunit (Basic Helix-Loop-Helix Transcription Factor); Basic-Helix-Loop-Helix-PAS Protein MOP1; Hypoxia-Inducible Factor 1-Alpha; HIF-1-Alpha; Hypoxia Inducible Factor 1 Alpha Subunit; Hypoxia-Inducible Factor1alpha; Member Of PAS Superfamily 1; ARNT Interacting Protein; ARNT-Interacting Protein; HIF1-ALPHA; HIF1-Alpha; BHLHE78; HIF-1A

Application Instructions

Application table	Application	Dilution
	ELISA	1:10000
	ICC/IF	1:200 - 1:1000
	IHC-P	1:200 - 1:1000
	WB	1:500 - 1:2000
Observed Size	92-130 kDa	

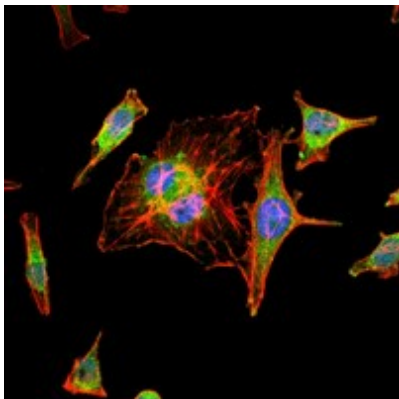
Properties

Form	Liquid
Purification	Affinity Purified
Buffer	Ascitic fluid, 0.03% sodium azide, 50% glycerol and 0.5% BSA
Preservative	0.03% sodium azide
Stabilizer	50% glycerol and 0.5% BSA
Storage instruction	For continuous use, store undiluted antibody at 2-8°C for up to a week. For long-term storage, aliquot and store at -20°C or below. Storage in frost free freezers is not recommended. Avoid repeated freeze/thaw cycles. Suggest spin the vial prior to opening. The antibody solution should be gently mixed before use.

Bioinformation

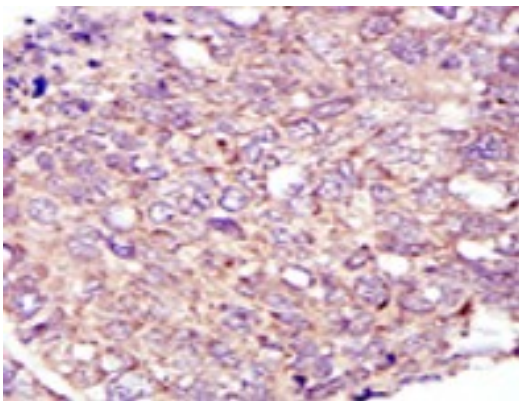
Gene Symbol	HIF1A
Gene Full Name	Hypoxia Inducible Factor 1 Subunit Alpha
Calculated Mw	93 kDa

Images



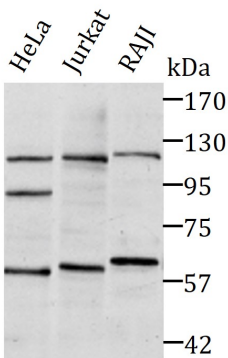
ARG67073 anti-HIF-1 alpha antibody ICC/IF image

Immunofluorescence: HeLa cells stained with ARG67073 anti-HIF-1 alpha antibody.



ARG67073 anti-HIF-1 alpha antibody IHC-P image

Immunohistochemistry: Human lung cancer tissue stained with ARG67073 anti-HIF-1 alpha antibody.



ARG67073 anti-HIF-1 alpha antibody WB image

Western blot: HeLa, Jurkat and RAJI cells stained with ARG67073 anti-HIF-1 alpha antibody .